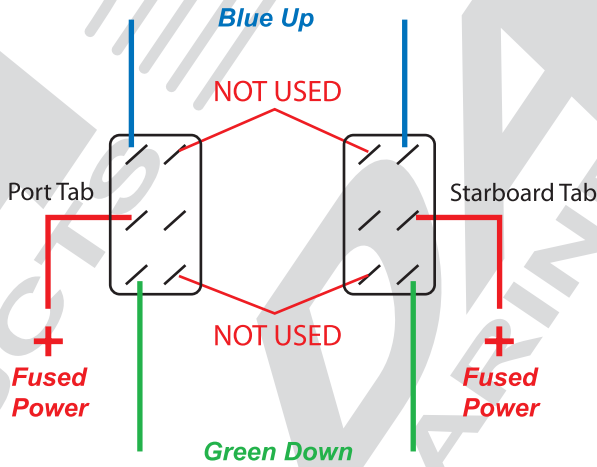
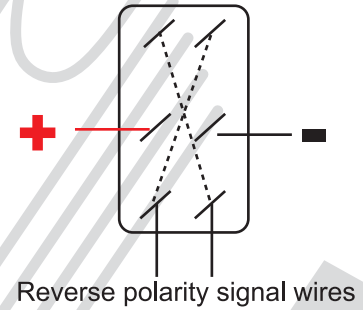


Applicable switches: RS-AR-013 & RS-CAR-007

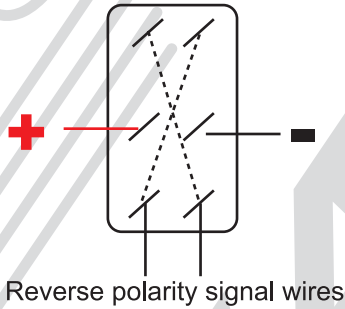


Typical momentary switch wiring for trim tabs, and drive trim.



Wiring diagram for DP-DT momentary switches used to operate 2 wire electric hatch rams.

Applicable switches: RS-AR-011 & RS-CAR-009



Wiring diagram for DP-DT on/on switches used to operate IMCO fuel valves

Applicable switches: RS-AR-013 & RS-CAR-007

